

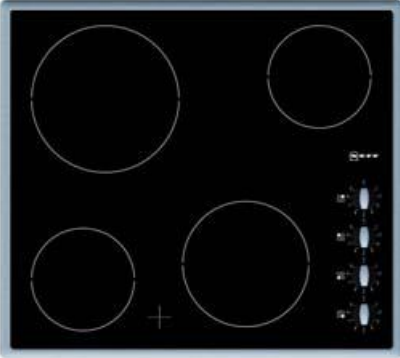














15-17 CHURCH ROAD SE19 – SPECIFICATION DETAILING FOR INFORMATION PURPOSES ONLY.

			
<p>ZETA white kitchen units with Beige Sand carcass and plinth</p>	<p>Kitchen unit handles</p>	<p>Sienna gloss worktops</p>	<p>Franke - Ascona Sink With Zurich Tap - Stainless Steel</p>
			<p>B14M42N0GB Neff Built In - 60cm Series 1, Single Oven - Stainless Steel. - [Features],EasyClock, Automatic programmer, 1 x 40 Watt lamp, QuickConnect shelf supports, 4 shelf positions, Framed glass inner door, Double glazed door, Heat reflective glass, [Design features], Bevelled metal fascia, Bevelled oval controls, Retractable controls, 'U-form' door design, Bevelled bar handle, [Oven cleaning], TitanEnamel, Catalytic liner (back only), [Technical details], 58 litre useable capacity, Energy efficiency rating - A, Total connected load 2850W, [Standard accessories], 1 full width enamel pan, 1 high/low wire shelf, 1 anti-tip flat wire shelf, Dimensions - W595 x H594 x D550mm,</p>
<p>Pull out extractor</p>	<p>T13K10N0 Neff Built In - Series 1, 60cm Ceramic Hob, Side Control - Bk Glass with Stainless Steel [Features], 4 zone ceramic hob, 4 QuickLight cooking zones, 1 stage residual heat indicator</p>		

			
<p>CI931IN CDA - 60cm Fully Integrated Washer Dryer 1200 Spin 6+4Kg Load - Built In Features, 15 programmes, 1200 rpm spin speed, 6kg wash load, 4kg dry load, Stainless steel drum, Safety door lock, Delay timer, Variable spin selection, Quick wash function, Delicates wash function, Intensive wash function, Extra rinse function, Anti-crease function, Condensing dryer, Technical specification, Rated electrical power: 3.25kW, Power supply required: 13 amps, Energy consumption: 4.85kW/hr, Water consumption: 105 litres, Energy efficiency rating, Energy rating: B, Wash rating: A</p>	<p>WC140IN CDA - Fully Integrated Dishwasher 60 cm AAB Rated - Built In Features, 12 place settings, 2 spray levels, LED rinse aid indicator, LED salt indicator, Acoustic signal for end of programme, Electronic softener adjustment, Concealed heating element, Counter balanced door, White baskets, Glass holder, Levelling feet - front control, Programmes, 5 programmes, Pre wash (cold), Quick wash 40°C, Eco 50°C, Normal 55°C, Intensive 65°C, Technical specification, Power supply required: 13 amps, Noise level: 52dBA, Energy consumption: 1.05 kW/h, Water consumption: 15 litres, Energy efficiency ratings, Energy rating: A, Cleaning rating: A, Drying rating: B</p>	<p>FW870IN CDA - Integrated Combination Fridge Freezer 70/30 A Rated - Built In Fridge features, Interior light, 4 glass shelves, 1 salad crisper shelf, 2 salad crisper drawers, 3 in-door balconies, 1 lidded dairy compartment, 1 egg tray, Freezer features, 4 star rating, 3 storage compartments, Ice cube tray, Technical specification, Freezing capacity: 6kg/24hrs, Noise level: 36dBA, Reversible doors, Sliding hinges, Fridge capacity, Net: 198 litres, Gross: 200 litres, Freezer capacity, Net: 65 litres, Gross: 81 litres, Energy efficiency rating, A</p>	

	 <p>537 MAZE</p>		
<p>Quick Step laminate flooring in Enhanced Beech to living rooms, kitchens and halls</p>	<p>Maze 537 (beige colour) twist pile carpet to bedroom(s)</p>	<p>Futura 7588 cushion floor to bathrooms</p>	<p>Pre finished Steamed Beech internal doors by Vicama</p>
			
<p>Single tap hole "Laura" range wash basin by Roca</p>	<p>Close coupled WC "Laura" range by Roca</p>	<p>Steel non slip bath "Carla" range by Roca</p>	<p>Hansgrohe Talis E mixer basin tap</p>

Buxton Homes must reserve the right to change or modify the above if necessary for something similar.